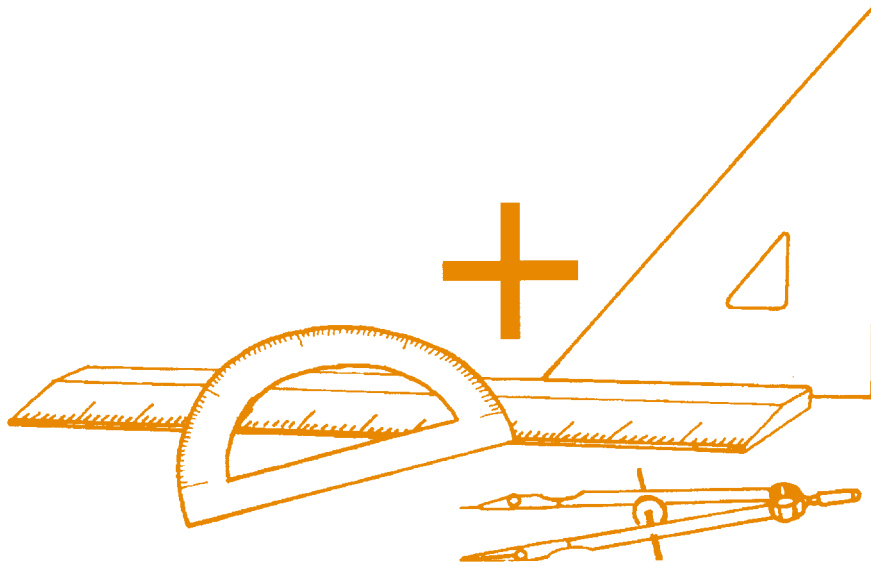


Designing  
Your Own School Program

4

# Addition ii




“...Add to your faith virtue;  
and to virtue knowledge.”

ii Peter 1:5

A “True Education” Mathematics Series

“And the Lord added  
to the church daily  
such as should be saved.”

Acts 2:47




**Printed by SEM**  
**627 Highland Loop Rd.**  
**Kettle Falls, WA 99141**  
**(509) 684-6843**

Copyright © 1993  
SonLight Education Ministry  
P.O. Box 518  
Colville, WA 99114

# Teacher Section





# Table of Contents

## **Part II – Addition**

### **Teachers**

**Pages 1-38**

### **Students**

**Pages 1-210**

### **Introduction**

**Pages 1-8**

### **Research**

Peter's Ladder

Page 1

Reinforce

Page 2

“Peter's Ladder” – Poem

Page 5

Reinforce – “Peter's Ladder”

Page 6

Reinforce – “Ladders Are for Climbing”

Page 7

Remind

Page 7

Review

Page 7

“Do You See Hidden Beauty in Others?” –

Page 8

Story

Reflect

Page 8

### **Research**

“Unto You a Saviour”

Page 9

Reinforce

Page 10

Reflect

Page 10

“The Story of an Apron” – Story

Page 11

### **Research**

Taxes

Page 15

Reflect

Page 16

Reflect

Page 17

The Tax Collector

Page 18

Reinforce – Taxes and Money

Page 19

Remember

Page 19

Coins

Page 20

Review I

Page 21

Carrying

Page 22

Information

Page 22



**Remainder**

Indifference	Page 73
Reflect	Page 73
Reinforce	Page 74

**Research**

Shepherds	Page 75
“Christ Was Born” – Poem	Page 75
“Hearing” – Poem	Page 76
Reflect	Page 76
Reinforce	Page 77
Remember	Page 77
“Visions of Glory”	Page 78
Reinforce	Page 78
Poem	Page 78
Review I	Page 79
Adding Vertically and Horizontally	Page 80
Reflect – “Two Ways”	Page 81
Review II – “Adding Horizontal Numbers”	Page 83
“He Leadeth Me” – Poem	Page 85
“Saviour, Like a Shepherd” – Song	Page 87
Review III – “Estimating”	Page 88
Reinforce – Poem	Page 91
Review I – Word Problems	Page 92
Reflect	Page 93
Review II – Word Problems	Page 94
Review III – Word Problems	Page 95
Remind	Page 97
Poem	Page 97

**Remainder**

Shepherds	Page 98
“Angel Protectors” – Story	Page 102

**Research**

The Heavenly Choir	Page 103
Reflect	Page 104
Reinforce – “Glory = Character”	Page 105
Remember	Page 105

**Research**

Song/Glory	Page 106
Review I	Page 108
Three Addends	Page 110
Checking	Page 112
Check Horizontal Addition	Page 116
Reflect	Page 117
Two-Digit Addends	Page 118
Carrying With Three Addends	Page 119
Review II – “Adding Decimals”	Page 120
Reflect	Page 121
Reflect	Page 123
Review III – “Horizontal Addition”	Page 124
Reflect – “Second Coming”	Page 126
Review I – Word Problems	Page 127
Review II – Word Problems	Page 128
Reinforce	Page 128
Review III – Word Problems	Page 129
Reinforce	Page 129
Remind	Page 131

**Remainder**

Celestial Messenger	Page 132
“Angels Sing” – Story	Page 133

**Research**

A Sign for Shepherds	Page 135
Reinforce	Page 136
Reinforce	Page 137
Remember	Page 137
“Wondered at Those Things”	Page 138
Reflect	Page 138
Review I	Page 139
Time	Page 141
Review II	Page 154
Reinforce	Page 159
Reinforce	Page 160
Review III – “Adding Columns”	Page 161
Reflect	Page 161

Sharing	Page 165
Review I – Word Problems	Page 166
Reinforce	Page 166
Review II – Word Problems	Page 167
Reflect	Page 167
Review III – Word Problems	Page 168
Reflect	Page 168
Prophecy About Judah	Page 169
Remind	Page 170

### **Remainder**

He Came in <b>Humility</b>	Page 171
Reflect	Page 171
Reflect – “Time”	Page 172
Reflect	Page 173
“The Ploughboy Who Became a Famous Naturalist” – Story	Page 174
“The Prayer of John Muir” – Poem	Page 178

### **Research**

Bethlehem’s <b>Humble</b> Sacrifice	Page 179
“Thou Didst Leave Thy Throne” – Song	Page 180
Reinforce	Page 181
Remember	Page 181
A Manager Bed	Page 182
“There’s a Song in the Air” – Song	Page 182
Review I	Page 184
Remind	Page 185
Units	Page 186
“Change” – Thought	Page 188
“Like Him” – Thought	Page 189
Review II – “Time”	Page 194
“He Cometh” – Thought	Page 194
“Coming” – Thought	Page 196
Review III – “Adding Columns in Accounts”	Page 198
“Mine Angel” – Thought	Page 200

### **Research**

Angels Declare	Page 201
----------------	----------



Review I – Word Problems	Page 202
Review II – Word Problems	Page 203
Reinforce	Page 204
Review III – Word Problems	Page 205
Illustration	Page 205
Remind	Page 207
Reinforce	Page 207
Reinforce – “Bible Arithmetic”	Page 208

**Remainder**

Heavenly Father	Page 210
-----------------	----------

# Contemplation

“The first chapter of Second Peter is full of instruction,  
and strikes the keynote of victory.

The truth is impressively forced upon the mind  
by the way it is presented in this chapter.

Let us more abundantly recommend the study of these words,  
and the practicing of these precepts.”

“What a grand theme this is for contemplation—  
the righteousness of God and our Saviour Jesus Christ.

Contemplating Christ and His righteousness  
leaves no room for self-righteousness,  
for the glorifying of self.

In this chapter there is no standstill.

There is continual advancement in every stage  
of the knowledge of Christ.”

*7 Bible Commentary 942*



# INSTRUCTIONS +

For the Teacher

## Step 1

Study the Bible Lesson and begin to memorize the Memory Verses. Familiarize yourself with the Character Quality. The student can answer the Bible Review Questions. See page 5. Use the Steps in Bible Study.

### Bible Lesson

“Unto You a Saviour” –  
Luke 2:1-20

### Memory Verses

Isaiah 44:3; Psalm 112:4; Luke 2:10-14; Romans 11:33

### Character Quality

**Humbleness** – freedom from pride and arrogance; humility of mind; a modest estimate of one’s own worth; lowliness of mind; a deep sense of one’s own unworthiness in the sight of God; self-abasement; penitence for sin, and submission to divine will

Antonyms – pride; arrogance; insolence; haughtiness; disdain; vainness; vainglory; ostentation; pretension; showiness; exaltation; aggrandizement

### Character Quality Verse

James 4:6 – *“But he giveth more grace. Wherefore he saith, God resisteth the proud, but giveth grace unto the **humble**.”*

## Step 2

### Understand:

A. How to do the Spelling Cards so the student can begin to build his own spiritual dictionary.

B. How to Mark Your Bible.

C. Evaluate Your Student’s Character in relation to the character quality of **humbleness**.

D. Familiarize Yourself With Addition. Notice the Projects.

E. Review the Scripture References for “Addition II.”

F. Notice the Answer Key.

## A. Spelling Cards Spelling Lists

### Addition Words

#### Place I - II - III

bread  
carrying  
checking  
choir  
horizontal  
ladder  
Roman  
sign  
units  
vertical

**Choose  
spelling  
words  
from  
these  
lists.**

decree  
eight  
flock  
firstborn  
Galilee  
glory  
haste  
heaven  
Joseph  
joy  
lineage  
Lord  
manger  
Mary  
multitude  
Nazareth  
night  
peace  
praising  
Saviour  
shepherds  
shone  
swaddling  
taxed  
tidings  
will  
wrapped

#### Place II - III

columns  
decimals  
estimating  
grouping  
pattern  
population  
sacrifice

#### Bible Words

angels  
babe  
Bethlehem  
born  
clothes  
circumcising

**See the booklet  
*Spelling from the Scriptures*  
for instructions about  
how to make  
the Spelling Cards.**

## B. How to Mark the Bible

1. Copy the list of Bible texts in the back of the Bible on an empty page as a guide.
2. Go to the first text in the Bible and copy the next text beside it. Go to the next one and repeat the process until they are all chain referenced.
3. Have the student present the study to family and/or friends.
4. In each student lesson there is one or more sections that have a Bible marking study on the subject studied. (Student can make up his own Bible Mark using Peter's Ladder.)

## C. Evaluate Your Student's Character

This section is for the purpose of helping the teacher know how to encourage the students in becoming more **humble**. See page 6.

### Placement

**Place I = Grades 2-3-4  
Place II = Grades 4-5-6  
Place III = Grades 6-7-8**

## D. Familiarize Yourself With Addition – Notice the Projects

### Projects

1. Add extra little jobs to your child's regular work list. Remind him of the Bible lesson and the privilege of **humbly** doing each task assigned; as Jesus **humbly** took on His new, important responsibility and fulfilled it.
2. As a family, read in unison, *The Desire of Ages*, page 25, paragraph 3. Discuss this on tape together. Review afterwards to see how you can help your student communicate.
3. Look for addition symbols (+) as you drive by signs or visit stores to pick up supplies.
4. Visit a hardware store and count the different kinds of ladders and their sizes.
5. Visit with a modern day tax man. Have him explain how and why people pay taxes. What is the percentage for your family's income?

## E. Review the Scripture References for “Addition”

Teacher, read through this section before working on the lesson with the student. See the Student Sections in Addition I. Have the student make up a Bible Mark for Peter's Ladder.

## F. Notice the Answer Key

The Answer Key for the student book is found on page 11.

### Step 3

**Read the Lesson Aim.**

### Lesson Aim

This lesson will help the child learn more about addition principles. He will review the numbers 7-12, and the Bible meaning of each.

The student will need to understand how Christ stepped down and was **humbly added** to the human family. He will “forever retain His

human nature.” (*The Desire of Ages* 25)

Be sure the student understands Peter’s ladder and why it is so important to add each step in their order.

## Step 4

**Prepare to begin the Addition II Lesson.**


### To Begin the Addition II Lesson

As an introduction to the lesson, it would be helpful if the teacher could have the student add up the number of steps entering and in your home. How does that number compare with the steps in Peter’s ladder?

## Step 5

**Begin the Addition lesson. Cover only what can be understood by your student. Make the lessons a family project by all being involved in part or all of the lesson. These lessons are designed for the whole family.**

## Steps in Bible Study



1. Prayer
2. Read the verses/meditate/memorize.
3. Look up key words in *Strong’s Concordance* and find their meaning in the Hebrew or Greek dictionary in the back of that book.
4. Cross reference (marginal reference) with other Bible texts. An excellent study tool is *The Treasury of Scripture Knowledge*.
5. Use Bible custom books for more information on the times.
6. Write a summary of what you have learned from those verses.
7. Mark key thoughts in the margin of your Bible.
8. Share your study with others to reinforce the lessons you have learned.

## Review Questions

1. In what way did the emperor of Rome become an agent of God? (Luke 2:1, 4, 7)
2. Where did the people go to be taxed? (Luke 2:3)
3. To what city did Joseph and Mary go? Why? (Luke 2:4)
4. Why did they not go to an inn? (Luke 2:7)
5. Who was born that night? (Luke 2:7, 11)
6. In what did His mother wrap Him? (Luke 2:7)
7. Where did she lay Him? (Luke 2:7)
8. Who were in a field near where Jesus was born, and the only group of people at Bethlehem ready for the great news? (Luke 2:8)
9. What were these shepherds doing? (Luke 2:8)
10. What special thing did the angels do on the night Jesus was born? (Luke 2:9-14)
11. What did the shepherds say to one another when the angels had gone away? (Luke 2:15)
12. Where did they find Jesus? (Luke 2:16)
13. To whom did they tell what they had seen and heard? (Luke 2:17-18)
14. How was their story received? (Luke 2:18)
15. For what did they praise and glorify God? (Luke 2:20)
16. What did Mary ponder in her heart? (Luke 2:19)
17. How many reasons can you think of why the angels should have been interested in the birth of Jesus?
18. Why is Bethlehem called “the city of David?” (Because David had been born there)
19. What lesson do you get from the attitude of the shepherds both before and after the angels’ announcement of the birth of Jesus? (They were **humble** and believed the good news, and were eager to share it with others.)
20. Read the genealogies of Christ in Matthew 1:1-17, and Luke 3:23-31. (Note: Luke gives the regal line of Christ through Mary who was descended from Nathan, the son of David, while Matthew gives the regal line through Joseph, who was descended from Solomon, the son of David and heir to the throne.)

# Evaluating Your Child's Character

Check the appropriate box for your student's level of development, or your own, as the case may be.

Maturing Nicely (MN), Needs Improvement (NI), Poorly Developed (PD), Absent (A)

## Humbleness

1. "Seest thou a young man wise in his own conceit? There is more hope of a fool than of him." Is the child teachable, readily and **humbly** submitting themselves to the guidance of those more experienced than themselves?

**MN**   **NI**   **PD**   **A**  
        

Does the child show proper respect to those who are their superiors in knowledge, in station, and in years?

**MN**   **NI**   **PD**   **A**  
        

3. When praised for something he has done does the child deflect the praise to God or others who played some indirect part in his success?

**MN**   **NI**   **PD**   **A**  
        

4. Does the child think more highly of himself than he ought to think?

**Yes**   **No**  
  

5. When the child experiences a moral failure of some kind, does it **humble** him or does he seek to justify himself? \_\_\_\_\_

**MN**   **NI**   **PD**   **A**  
        

6. Does the child prefer showy or modest attire? \_\_\_\_\_

7. Do your children agree with you?

**Yes**   **No**  
  

8. Does the child find it difficult to admit when they are wrong?

**Yes**   **No**  
  

9. Does the child seldom ask for forgiveness on his own?

**Yes**   **No**  
  

10. Does the child usually respond to conflict in the family with the attitude, "It wasn't my fault" ?

**Yes**   **No**  
  

11. Does the child ever choose to "lose face" himself in order to shield another from embarrassment?

# Addition Reference Sheet

## The Place of Addition

“Here is a course by which we may be assured that we shall never fall. Those who are thus working upon the plan of addition in obtaining the Christian graces have the assurance that God will work upon the plan of multiplication in granting them the gifts of His Spirit. Peter addresses those who obtained like precious faith: *‘Grace and peace be multiplied unto you through the knowledge of God, and of Jesus our Lord’* (verse 2). By divine grace, all who will may climb the shining steps from earth to heaven, and at last, *‘with songs and everlasting joy’* (Isaiah 35:10), enter through the gates into the city of God.” (*Sanctified Life* 94-95)

“There could be no such thing as one not prepared for heaven entering heaven. There is no such thing as a human being sanctified and fitted for the heavenly kingdom not having an election to that kingdom. God elects those who have been working on the plan of addition. The explanation is given in the first chapter of Second Peter. For every human being, Christ has paid the election price. No one need be lost. All have been redeemed. To

those who receive Christ as a personal Saviour will be given power to become the sons and daughters of God. An eternal life insurance policy has been provided for all.” (*7 Bible Commentary* 944)

“If you live upon the plan of addition, adding grace to grace, God will multiply unto you His grace. While you add, God multiplies. If you cherish a habitual impression that God sees and hears all that you do and say, and keeps a faithful record of all your words and actions, and that you must meet it all, then in all you do and say you will seek to follow the dictates of an enlightened and wakeful conscience. Your tongue will be used to the glory of God and will be a source of blessing to yourself and to others. But if you separate from God, as you have been doing, take heed lest your tongue shall prove a world of iniquity and bring upon you fearful condemnation; for souls will be lost through you.” (*4 Testimonies* 244)

“There is no place in the school of Christ where we graduate. We are to work on the plan of addition, and the Lord will work on the




plan of multiplication. It is through constant diligence that we will, through the grace of Christ, live on the plan of addition, making our calling and election sure. ...*'For if ye do these things ye shall never fall: for so an entrance shall be ministered unto you abundantly into the everlasting kingdom of our Lord and Saviour Jesus Christ.'* (II Peter 1:10-11)." (*I Selected Messages* 379)

"Those who will carry out in their lives the instruction given to the church through the apostle Peter will receive power from above. We are to live upon the plan of addition, giving all diligence to make our calling and election sure. We are to represent Christ in all that we say and do. We are to live His life. The principles by which He was guided are to shape our course of action toward those with whom we are associated." (*9 Testimonies* 186-187)

"However small your talent, God has a place for it. That one talent, wisely used, will accomplish its appointed work. By faithfulness in little duties, we are to work on the plan of addition, and God will work for us on the plan of multiplication. These littles will become the most precious influences in His work." (*Christ's Object Lessons* 360)

## Learned Only the First Lessons

"We are in a world where light and knowledge abound, yet many claiming to be of like precious faith are willingly ignorant. Light is all around them, yet they do not appropriate it to themselves. Parents do not see the necessity of informing themselves, obtaining knowledge, and putting it to a practical use in their married life. If they followed out the exhortation of the apostle, and lived upon the plan of addition, they would not be unfruitful in the knowledge of our Lord Jesus Christ. But many do not understand the work of sanctification. They seem to think they have attained to it, when they have learned only the first lessons in addition. Sanctification is a progressive work; it is not attained to in an hour or a day, and then maintained without any special effort on our part." (*2 Testimonies* 472)



## Add. . .

“It is not men whom we are to exalt, but God, the only true and living God. The unselfish life, the generous, self-sacrificing spirit, the sympathy and love of those who hold positions of trust in our institutions, should have a purifying, ennobling influence which would be eloquent for good. Their words in counsel would not then come from a self-sufficient, self-exalted spirit; but their unobtrusive virtues would be of more value than gold. If man lays hold of the divine nature, working upon the plan of addition, adding grace to grace in perfecting a Christian character, God will work upon the plan of multiplication. He says in His word: ‘*Grace and peace be multiplied unto you through the knowledge of God, and of Jesus our Lord*’ (II Peter 1:2).” (6 Testimonies 148)

“The work of transformation from unholiness to holiness is a continuous one. Day by day God labors for man’s sanctification, and man is to co-operate with Him, putting forth persevering efforts in the cultivation of right habits. He is to add grace to grace; and as he thus works on the plan of addition, God works for him on the plan of multiplication. Our Saviour is always ready to hear and answer the prayer of the contrite heart, and

grace and peace are multiplied to His faithful ones. Gladly He grants them the blessings they need in their struggle against the evils that beset them.” (Acts of the Apostles 532)

“In the first chapter of Second Peter is presented the progressive work in the Christian life. The whole chapter is a lesson of deep importance. If man, in acquiring the Christian graces, works on the plan of addition, God has pledged Himself to work in his behalf upon the plan of multiplication, ‘*Grace and peace be multiplied unto you through the knowledge of God, and of Jesus our Lord.*’ The work is laid out before every soul that has acknowledged his faith in Jesus Christ by baptism, and has become a receiver of the pledge from the three persons—the Father, the Son, and the Holy Spirit.” (6 Bible Commentary 1074)

“Sanctification is a progressive work. The successive steps are set before us in the words of Peter: ‘*Giving all diligence, add to your faith virtue; and to virtue knowledge; and to knowledge temperance; and to temperance patience; and to patience godliness; and to godliness brotherly kindness; and to brotherly kindness charity. For if these things*


*be in you, and abound, they make you that ye shall neither be barren nor unfruitful in the knowledge of our Lord Jesus Christ.’ Wherefore the rather, brethren, give diligence to make your calling and election sure; for if ye do these things, ye shall never fall; for so an entrance shall be ministered unto you abundantly into the everlasting kingdom of our Lord and Saviour Jesus Christ.’” (Messages to Young People 116)*

## More Study

Look up the following words in *Strong’s Exhaustive Concordance*:

add  
added  
addition  
additions

## Notes



# Answer Key

## Page 6

Teacher, check.

## Page 7

2. Painting, washing windows, building a house, pruning a tree, reaching an item high on a shelf, climbing upon a roof to fix a leak, picking fruit, fireman are only a few.

1. Diligence means to accept each task as coming from the Lord and accomplish it for Him.

2. New beginning, or a new order of things

3. See pages 3-5.

4. Shepherds, because they had virtue.

## Page 15

Spiritual perfection

## Page 21

- C. 8, 9, 10, 11, 12, 13  
O. 14, 15, 16, 17, 18, 19  
I. 9, 14, 12, 18, 15, 8  
N. 16, 19, 10, 13, 17, 11

## Page 23

- 85, 98, 99, 68, 88, 78
- 93, 75, 96, 63, 72, 91

## Page 24

- (4) C. 82, 65, 67, 94, 66, 94  
A. 41, 65, 86, 92, 94, 91  
R. 86, 82, 83, 85, 90, 91  
R. 71, 82, 50, 53, 85, 92  
Y. 85, 75, 90, 90, 90, 83

## Page 26

- 29, 22, 25, 25, 22, 22, 25

## Page 27

- G.  $(7 + 3) + (1 + 6 + 3) =$   
 $(5 + 5) + (4 + 2 + 3) =$   
 $(10) + (10) = 20$   
 $(10) + 9 = 19$   
  
R.  $(8 + 2) (4 + 1 + 5) =$   
 $(7 + 3) + (9 + 1) + 2 =$   
 $(10) + (10) = 20$   
 $(10) + (10) + 2 = 22$

**Page 27 continued**

O.  $(7 + 3) + (4 + 2 + 4) =$   
 $(4 + 6) + (5 + 3 + 2) =$   
 $(10) + (10) = 20$   
 $(10) + (10) = 20$

U.  $(9 + 1) + 7 + 2 + 1 =$   
 $(3 + 1 + 6) + (9 + 1) =$   
 $(10) + (10) = 20$   
 $(10) + (10) = 20$

P.  $(9 + 1) + (2 + 3 + 5) =$   
 $(5 + 4 + 1) 3 + 6 =$   
 $(10) + (10) = 20$   
 $(10) + 9 = 19$

**Page 29**

4.

S.  $5 + 7 + 6 + 6 =$   
 $1 + 4 + 7 + 3 + 3 + 6 =$   
 $(4 + 6) + (7 + 3) + (1 + 3) =$   
 $(10) + (10) + 4 = 24$

$5 + 7 + 2 + 5 =$   
 $(5 + 5) + 7 + 2 =$   
 $(10) + 9 = 19$

$8 + 3 + 5 + 1 =$   
 $8 + 2 + 1 + 5 + 1 =$   
 $(10) + 1 + 5 + 1 =$   
 $(10) + 7 = 17$

$9 + 2 + 6 + 3 =$   
 $(9 + 1) + (1 + 6 + 3) =$   
 $(10) + (10) = 20$

**Page 28**

3. R. 25, 29, 23, 28, 25, 24, 22  
 E. 18, 20, 20, 20, 22, 23, 25  
 G. 25, 20, 20, 28, 20, 19, 28  
 R. 25, 18  
 O. 20, 22  
 U. 25, 25  
 P. 23, 24

**Page 29 continued**

P.  $8 + 5 + 3 + 6 =$   
 $(8 + 2) + 2 + (1 + 3 + 6) =$   
 $(10) + 2 + (10) = 22$

$$4 + 5 + 7 + 6 =$$
$$(4 + 6) + 2 + (3 + 7) =$$
$$(10) + (3 + 7) + 2 =$$
$$(10) + 2 + (10) = 22$$

$$7 + 9 + 4 + 5 =$$
$$1 + 5 + 1 + 4 + 5 + 9 =$$
$$(1 + 9) + (5 + 5) + 1 + 4 =$$
$$(10) + (10) + 5 = 25$$

$$7 + 5 + 1 + 4 =$$
$$(7 + 3) + 2 + 1 + 4 =$$
$$(10) + 7 = 17$$

$$8 + 5 + 3 + 2 =$$
$$(8 + 2) + 5 + 3 =$$
$$(10) + 8 = 18$$

$$9 + 6 + 5 + 3 =$$
$$9 + 1 + 5 + 5 + 3 =$$
$$(9 + 1) + (5 + 5) + 3 =$$
$$(10) + (10) + 3 = 23$$

$$8 + 4 + 5 + 8 =$$
$$8 + 2 + 2 + 5 + 8 =$$
$$(8 + 2) + (8 + 2) + 5 =$$
$$(10) + (10) + 5 = 25$$

**Page 30**

L.  $9 + 7 + 5 + 4 =$   
 $6 + 3 + 5 + 2 + 4 + 5 =$   
 $(6 + 4) + (5 + 5) + 3 + 2 =$   
 $(10) + (10) + 5 = 25$

$$7 + 6 + 5 + 2 =$$
$$4 + 3 + 5 + 2 + 6 =$$
$$(4 + 6) + (3 + 5 + 2) =$$
$$(10) + (10) = 20$$

$$9 + 6 + 3 + 4 =$$
$$9 + 6 + 1 + 2 + 4 =$$
$$(9 + 1) + (6 + 4) + 2 =$$
$$(10) + (10) + 2 = 22$$

$$6 + 5 + 3 + 8 =$$
$$6 + 5 + 3 + 2 + 2 + 4 =$$
$$(6 + 4) + (2 + 5 + 3) + 2 =$$
$$(10) + (10) + 2 = 22$$

$$5 + 3 + 8 + 4 =$$
$$5 + 2 + 1 + 8 + 4 =$$
$$(5 + 1 + 4) + (2 + 8) =$$
$$(10) + (10) = 20$$

$$8 + 7 + 6 + 5 =$$
$$8 + 2 + 5 + 6 + 5 =$$
$$(8 + 2) + (5 + 5) + 6 =$$
$$(10) + (10) + 6 = 26$$

**Page 30 continued**

$$\begin{aligned}7 + 4 + 5 + 4 &= \\7 + 3 + 1 + 5 + 4 &= \\(7 + 3) + (1 + 5 + 4) &= \\(10) + (10) &= 20\end{aligned}$$

$$\begin{array}{ll} \text{I.} & 1 + 4 + 7 + 8 + 5 = & 5 + 9 + 8 + 4 + 3 = \\ & 1 + 1 + 3 + 8 + 2 + 3 + 7 = & 4 + 1 + 9 + 8 + 2 + 2 + 3 = \\ & (10) + (10) + 1 + 1 + 3 = 25 & (10) + (10) + 4 + 2 + 3 = 29 \end{array}$$

$$\begin{aligned}5 + 8 + 3 + 2 + 9 &= \\5 + 8 + 2 + 1 + 2 + 9 &= \\(8 + 2) + (1 + 9) + 5 + 2 &= \\(10) + (10) + 5 + 2 &= 27\end{aligned}$$

$$\begin{array}{ll} \text{T.} & 8 + 9 + 4 + 3 + 6 = & 7 + 4 + 8 + 5 + 2 = \\ & 8 + 9 + 4 + 1 + 2 + 6 = & (8 + 2) + (7 + 3) + 1 + 5 = \\ & (9 + 1) + (8 + 2) + (4 + 6) = & (10) + (10) + 1 + 5 = 26 \\ & (10) + (10) + (10) = 30 & \end{array}$$

$$\begin{aligned}5 + 6 + 3 + 3 + 8 &= \\4 + 1 + 6 + 1 + 2 + 3 + 8 &= \\(4 + 6) + (2 + 8) + 1 + 1 + 3 &= \\(10) + (10) + 5 &= 25\end{aligned}$$

$$\begin{array}{ll} \text{!.} & 9 + 8 + 1 + 3 + 5 = & 9 + 5 + 4 + 2 + 3 = \\ & (9 + 1) + (8 + 2) + 1 + 5 = & (9 + 1) + (4 + 4 + 2) + 3 = \\ & (10) + (10) + 1 + 5 = 26 & (10) + (10) + 3 = 23 \end{array}$$

$$\begin{aligned}4 + 7 + 8 + 6 + 1 &= \\2 + 2 + 7 + 8 + 3 + 3 + 1 &= \\(7 + 3) + (2 + 8) + 2 + 3 + 1 &= \\(10) + (10) + 2 + 3 + 1 &= 26\end{aligned}$$

**Page 30 continued**

5. T. 21, 35  
 H. 25, 23  
 R. 27, 27

**Page 31**

- E. 25, 23, 20, 25, 23, 25, 25  
 E. 24, 24, 27, 27, 18, 29, 21

**Page 34**

1. T. 26, 36, 34, 35, 23, 35, 32  
 A. 30, 28  
 X. 35, 33

**Page 35**

- E. 26, 33, 40, 38, 26, 29, 40  
 S. 26, 39  
 38, 28  
 C. 42, 34, 32, 30, 35, 39, 37  
 O. 40, 37, 39, 21, 35, 26, 46

**Page 36**

- L. 45, 38  
 L. 44, 54  
 E. 50, 43  
 C. 45, 48  
 T. 40, 40  
 O. 55, 51  
 R. 39, 42

**Page 37**

1. 25  
 2.  $4 + 4 + 4 + 4 + 4 + 4 + 4 = 28$   
 37  
 3. 31

**Page 38**

1. 58¢  
 2. 57¢  
 3. 100¢ or \$1.00

**Page 39**

1. Teacher, check.  
 2. Teacher, check.  
 3. \$119.03

**Page 45**

New beginning, new order of things

**Page 52**

1. 9, 10, 11, 12, 13, 14  
 15, 16, 17, 18, 19, 20  
 14, 10, 12, 9, 16, 15  
 14, 17, 11, 18, 9, 13  
 16, 15, 19, 12, 20, 10  
 13, 14, 20, 11, 18, 17



**Page 53**

2. 9, 13, 18  
 19, 20, 16  
 14, 12, 17  
 16, 17, 16  
 20, 12, 15  
 13, 11, 10  
 17, 10, 20  
 19, 11, 9  
 12, 14, 15  
 19, 17, 18  
 15, 19, 14

**Page 54**

3. Zacharias            Joseph  
 Elizabeth            Mary  
 John
- Anna                    Shepherds  
 Simeon                Wise Men

**Page 55**

1. 658, 757, 637, 829, 629, 939

**Page 56**

- 2.
- A. 1014, 1610, 1432, 1713, 859, 1883  
 N. 1638, 1411, 662, 1080, 1301, 1244  
 G. 933, 836, 560, 750, 501, 500  
 E. 819, 903, 947, 1232, 1734, 910

**Page 57**

- L. 1100, 1320, 1211, 1222, 1240, 1002  
 S. 1621, 1231, 1022, 1068, 895, 1224

**Page 59**

1. C. 5     $(8 + 2) = 10$   
       8     $10 + (5 + 4) = 19$   
       4  
       2     $(5 + 4) = 9$   
       19     $9 + (8 + 2) = 19$
- 5     $(8 + 2) = 10$   
       2     $10 + (5 + 3) = 18$   
       8  
       3     $(5 + 3) = 8$   
       18     $8 + (8 + 2) = 18$
- 6     $(9 + 1) = 10, + 5 = 15$   
       5     $6 = (5 + 1)$   
       1     $5 + 15 = 20$   
       9     $20 + 1 = 21$   
       21
- 6 =  $(5 + 1)$   
       5 + 5 = 10  
       10 + 1 = 11  
       11 +  $(9 + 1) = 21$
- 5     $2 = (1 + 1)$   
       4     $1 + 9 = 10$   
       9     $10 + 4 + 1 = 15 + 5 = 20$   
       2
- 20     $9 + 2 = 11$   
            $11 + 4 = 15 + 5 = 20$
- 6     $(6 + 4) = 10$   
       7     $10 + (7 + 3) = 20$   
       4  
       3     $(7 + 3) = 10$   
       20     $10 + (6 + 4) = 20$

**Page 59 continued**

8  $(7 + 3) = 10, + 8 = 18$

4  $4 = (2 + 2)$

7  $2 + 18 = 20, + 2 = 22$

3

22  $(2 + 2) + 8 = 12$

$12 + (7 + 3) = 22$

5  $(6 + 4) = 10, + 7 = 17$

4  $5 = (2 + 3)$

6  $17 + 3 = 20$

7  $20 + 2 = 22$

22

$(7 + 5) = 12$

$12 + (6 + 4) = 22$

H. 7  $(7 + 3) = 10, + 6 = 16$

3  $5 = (4 + 1)$

6  $16 + 4 = 20$

5  $20 + 1 = 21$

21

$6 + 5 = 11, + 7 = 18$

$18 + 3 = 21$

8  $(8 + 2) = 10$

5  $10 + (5 + 4) = 19$

4

2  $(5 + 4) = 9$

19  $9 + (8 + 2) = 19$

6  $(8 + 2) = 10, + 5 = 15$

2  $6 = (5 + 1)$

8  $15 + 5 = 20$

5  $20 + 1 = 21$

21

**Page 59 continued**

$6 = (5 + 1)$

$5 + 5 = 10$

$10 + (8 + 2) = 20$

$20 + 1 = 21$

2  $5 = (4 + 1)$

6  $(6 + 4) = 10$

5  $10 + 1 + 1 + 2 = 14$

1

14  $1 + 2 = 3$

$5 = (4 + 1)$

$6 + 4 = 10$

$10 + 3 = 13, + 1 = 14$

**The following answers to problems (1) H–K will not be worked out. Only the answers will be given. The student needs to work his problems out as in the examples given for answers (1) C–H.**

15, 21, 220

E. 17  $32 + 21 = 53$

32  $53 + 17 = 70$

40  $40 = (30 + 10)$

21  $70 + 30 = 100$

110  $100 + 10 = 110$

$40 + 21 = 61$

$61 + 32 = 93$

$93 + 17 = 110$

128, 220, 108, 201, 200

C. 62, 218, 180, 110, 210,  
205

**Page 60**

1. K. 110, 222, 61, 55, 110

$$17 \quad 17 = (10 + 7)$$

$$22 \quad 22 = (20 + 2)$$

$$11 \quad 11 = (10 + 1)$$

$$\underline{19} \quad 19 = (10 + 9)$$

$$69 \quad 10 + 20 + 10 + 10 = 50$$

$$7 + 2 + 1 + 9 = 19$$

$$50 + 19 = 69$$
  

$$19 + 11 = 30$$

$$30 + 22 = 52$$

$$52 + 17 = 69$$

2. M. 177, 219, 101, 121, 980, 1100

I. 182, 211, 136, 139, 133, 234

**Page 61**

N. 900, 930, 1020, 743, 620

D. 1122, 127, 2043, 1348, 1886

3. S. 9889, 10063, 14581, 19482,  
3345U. 26613, 31092, 28091, 19793,  
38394**Page 62**M. 28327, 32621, 31705, 32351,  
35083**Page 64**

$$1.$$

$$90 + 80 = 170 \quad 30 + 20 = 50$$

$$3 + 9 = 12 \quad 7 + 8 = 15$$

$$170 + 12 = 182 \quad 50 + 15 = 65$$

$$30 + 40 = 70$$

$$8 + 9 = 17$$

$$70 + 17 = 87$$

$$10 + 20 = 30 \quad 40 + 30 = 70$$

$$4 + 5 = 9 \quad 7 + 4 = 11$$

$$30 + 9 = 39 \quad 70 + 11 = 81$$

$$90 + 30 = 120$$

$$6 + 4 = 10$$

$$120 + 10 = 130$$

$$20 + 40 = 60 \quad 40 + 60 = 100$$

$$5 + 6 = 11 \quad 1 + 9 = 10$$

$$60 + 11 = 71 \quad 100 + 10 = 110$$

2. 121, 181, 72, 101  
112, 133, 182, 1223. 148, 193, 129, 142, 100, 184  
765, 1200, 894, 1349, 901**Page 65**4. 174, 167, 152  
195, 118, 179  
149, 225, 100  
1116, 958, 1442  
1777, 1764, 795  
1029, 1531, 1581

**Page 66**

5. Teacher, check.

**Page 68**

1. 280
2. 7
3. 21

**Page 69**

1. 62
2. 72
3. 186

**Page 70**

1. 703
2. \$17.49

**Page 71**

3. 27

**Page 75**

Divine completeness

**Page 79**

1. 10, 11, 12, 13, 14, 15  
16, 17, 18, 19, 20, 21
2. 11, 15, 13, 16, 17, 10  
15, 12, 18, 19, 14, 10  
13, 11, 20, 17, 21, 16  
12, 18, 21, 14, 19, 15

**Page 80**

3.

V.	9	9 + 5 = 14	9	9 + 3 = 12
	$\begin{array}{r} + 5 \\ \hline 14 \end{array}$		$\begin{array}{r} + 3 \\ \hline 12 \end{array}$	

	9	9 + 6 = 15	4	4 + 9 = 13
	$\begin{array}{r} + 6 \\ \hline 15 \end{array}$		$\begin{array}{r} + 9 \\ \hline 13 \end{array}$	

	9	9 + 7 = 16	8	8 + 9 = 17
	$\begin{array}{r} + 7 \\ \hline 16 \end{array}$		$\begin{array}{r} + 9 \\ \hline 17 \end{array}$	

H.	9	9 + 9 = 18	9	9 + 2 = 11
	$\begin{array}{r} + 9 \\ \hline 18 \end{array}$		$\begin{array}{r} + 2 \\ \hline 11 \end{array}$	

	1	1 + 9 = 10	12	12 + 9 = 21
	$\begin{array}{r} + 9 \\ \hline 10 \end{array}$		$\begin{array}{r} + 9 \\ \hline 21 \end{array}$	

	10	10 + 9 = 19	9	9 + 11 = 20
	$\begin{array}{r} + 9 \\ \hline 19 \end{array}$		$\begin{array}{r} + 11 \\ \hline 20 \end{array}$	

**Page 81**

angels, shepherds

**Page 82**

4. 2. 120, 75, 152, 119, 141, 131  
W. 114, 122, 75, 142, 82, 121  
A. 115, 63, 93  
Y. 133, 94, 121  
S. 122, 121, 111

**Page 84**

1. F.  $15 + 22 + 16 + 37 =$   $17 + 18 + 35 + 16 + 5 =$   
 $15 + 22 + (13 + 3) + 37 =$   $(35 + 5) + (15 + 2) + 18 + 16 =$   
 $15 + (20 + 2) + (13 + 3) + 37 =$   $(40) + (2 + 18) + 15 + 15 + 1 =$   
 $(15 + 2 + 3) + 20 + (13 + 37) =$   $(40) + (20) + (15 + 15) + 1 =$   
 $(20) + (20) + (50) = 90$   $(40) + (20) + (30) + 1 = 91$
- $29 + 16 + 12 + 25 + 12 =$   $10 + 30 + 50 + 60 + 20 =$   
 $(16 + 12 + 12) + (20 + 9) + 20 + 5 =$   $(50 + 30 + 20) + (60 + 10) =$   
 $(40) + (20 + 20) + (5 + 4) + 5 =$   $(100) + (70) = 170$   
 $40 + 40 + 10 + 4 = 94$

**The remaining answers for L, O, C, and K will not be worked out.  
Only the answers will be given. The student needs to work out  
all problems like the answers above.**

- L. 110, 55  
61, 65

**Page 85**

- O. 70, 54  
55, 137  
C. 127, 220  
136, 122  
K. 149, 125  
180, 70

**Page 86**

2. S. 119, 108  
116, 170  
144, 213  
H. 266, 210  
242, 271  
308, 285  
279, 273

**Page 87**

E. 1400, 1366  
1553, 1565  
1637, 1038

P. 1683, 936  
1173, 1614  
1243, 292

**Page 89**

1. E.  $62 + 76 + 93 =$        $98 + 39 + 81 =$        $78 + 54 + 92 =$   
 $60 + 80 + 90 = 230$      $100 + 40 + 80 = 220$      $80 + 50 + 90 = 220$   
 $62 + 76 + 93 = 231$      $98 + 39 + 81 = 218$      $92 + 54 + 78 = 224$   
 $93 + 76 + 62 = 231$      $81 + 39 + 98 = 218$      $78 + 54 + 92 = 224$

S.  $87 + 18 + 25 =$        $37 + 61 + 66 =$        $59 + 86 + 32 =$   
 $90 + 20 + 30 = 140$      $40 + 60 + 70 = 170$      $60 + 90 + 30 = 180$   
 $87 + 18 + 25 = 130$      $37 + 61 + 66 = 164$      $59 + 86 + 32 = 177$   
 $25 + 18 + 87 = 130$      $66 + 61 + 37 = 164$      $32 + 86 + 59 = 177$

T.  $47 + 55 + 69 =$        $56 + 76 + 81 =$        $92 + 73 + 88 =$   
 $50 + 60 + 70 = 180$      $60 + 80 + 80 = 220$      $90 + 70 + 90 = 250$   
 $47 + 55 + 69 = 171$      $56 + 76 + 81 = 213$      $92 + 73 + 88 = 253$   
 $69 + 55 + 47 = 171$      $81 + 76 + 56 = 213$      $88 + 73 + 92 = 253$

I.  $38 + 46 + 61 =$        $93 + 42 + 96 =$        $72 + 49 + 68 =$   
 $40 + 50 + 60 = 150$      $90 + 40 + 100 = 230$      $70 + 50 + 70 = 190$   
 $38 + 46 + 61 = 145$      $93 + 42 + 96 = 228$      $72 + 49 + 68 = 189$   
 $61 + 46 + 38 = 145$      $96 + 45 + 93 = 228$      $68 + 49 + 72 = 189$

**Page 90**

M.  $759 + 883 =$        $726 + 321 =$        $789 + 999 =$   
 $800 + 900 = 1700$      $700 + 300 = 1000$      $800 + 1000 = 1800$   
 $759 + 883 = 1642$      $726 + 321 = 1047$      $789 + 999 = 1788$   
 $883 + 759 = 1642$      $321 + 726 = 1047$      $999 + 789 = 1788$

A.  $754 + 531 =$        $988 + 494 =$        $378 + 702 =$   
 $800 + 500 = 1300$      $1000 + 500 = 1500$      $400 + 700 = 1100$   
 $754 + 531 = 1285$      $988 + 494 = 1482$      $378 + 702 = 1080$   
 $531 + 754 = 1285$      $494 + 988 = 1482$      $702 + 378 = 1080$

**Page 90 continued**

T.	$643 + 832 =$	$872 + 928 =$	$589 + 839 =$
	$600 + 800 = 1400$	$900 + 900 = 1800$	$600 + 800 = 1400$
	$643 + 832 = 1475$	$872 + 928 = 1800$	$532 + 589 = 1428$
	$832 + 643 = 1475$	$928 + 872 = 1800$	$839 + 589 = 1428$

E.	$857 + 863 =$	$327 + 868 =$	$276 + 851 =$
	$900 + 900 = 1800$	$300 + 900 = 1200$	$300 + 900 = 1200$
	$857 + 863 = 1720$	$327 + 868 = 1195$	$276 + 851 = 1127$
	$863 + 857 = 1720$	$868 + 327 = 1195$	$851 + 276 = 1127$

2.  $81 + 78 + 74 + 82 = 315$

Lois had the closest answer

- |    |    |                             |    |      |
|----|----|-----------------------------|----|------|
| 3. | F. | $80 + 100 + 90 = 270$ (260) | b. | 255  |
|    | L. | $50 + 90 + 20 = 160$ (161)  | b. | 160  |
|    | O. | $700 + 900 = 1600$ (1631)   | a. | 1600 |
|    | C. | $900 + 700 = 1600$ (1591)   | a. | 1600 |
|    | K. | $900 + 400 = 1300$ (1296)   | b. | 1300 |

**Page 92**

1.  $12 + 9 = 21$

$$\begin{array}{r} 12 \\ + 9 \\ \hline 21 \end{array}$$

2.  $900 + 300 = 1200$

$900 + 700 = 1600$

$600 + 900 = 1500$

$$\begin{array}{r} 900 \\ + 300 \\ \hline 1200 \end{array}$$

$$\begin{array}{r} 900 \\ + 700 \\ \hline 1600 \end{array}$$

$$\begin{array}{r} 600 \\ + 900 \\ \hline 1500 \end{array}$$

**Page 93**

3. 17 flocks

**Page 94**

1.  $112 + 98 = 210$   
 $40 + 25 + 65 = 130$   
 $210 + 130 = 340$

10 largest sheep (10 x 20) = 200  
5 smallest sheep (2 x 5) = 10  
 $200 + 10 = 210$

**Page 95**

1. Algeria	26,000,000	Madagascar	12,000,000
Angola	10,000,000	Malawi	9,000,000
Benin	5,000,000	Mali	9,000,000
Botswana	1,000,000	Mauritania	2,000,000
Burkina Faso	10,000,000	Mauritius	1,000,000
Burundi	6,000,000	Morocco	26,000,000
Cameroon	12,000,000	Mozambique	16,000,000
Cape Verde	000,000	Namibia	2,000,000
Central African Rep.	3,000,000	Niger	8,000,000
Chad	6,000,000	Nigeria	117,000,000
Comoros	1,000,000	Rwanda	7,000,000
Congo	2,000,000	Sao Tome and Principe	000,000
Djibouti	000,000	Senegal	7,000,000
Egypt	54,000,000	Seychelles	00,000
Equatorial Guinea	500,000	Sierra Leone	4,000,000
Ethiopia	48,000,000	Somalia	8,000,000
Gabon	1,000,000	South Africa	41,000,000
Gambia	1,000,000	Sudan	26,000,000
Ghana	15,000,000	Swaziland	1,000,000
Guinea	7,000,000	Tanzania	29,000,000
Guinea-Bissau	1,000,000	Togo	4,000,000
Ivory Coast	13,000,000	Tunisia	8,000,000
Kenya	26,000,000	Uganda	19,000,000
Lesotho	2,000,000	Zaire	37,000,000
Liberia	3,000,000	Zambia	9,000,000
Libya	5,000,000	Zimbabwe	10,000,000

2.	26,000,000	19,000,000
	10,000,000	37,000,000
	<u>5,000,000</u>	9,000,000
	41,000,000	<u>10,000,000</u>
		75,000,000

3. 545,062,700

**Page 103**

Divine order



**Page 108**

1. 11, 12, 13, 14, 15, 16  
17, 18, 19, 20, 21, 22
2. 18, 16, 11, 17, 12, 14  
19, 13, 11, 20, 15, 16  
21, 18, 14, 12, 22, 17  
22, 19, 13, 15, 16, 20

**Page 109**

3. 16, 14, 20  
21, 13, 19  
11, 19, 18  
19, 15, 12  
21, 12, 17  
15, 14, 18  
18, 13, 20  
22, 16, 17  
17, 19, 11  
21, 13, 22  
14, 22, 16

**Page 111**

4. A.  $\begin{array}{r} 6 \\ 3 \end{array} \begin{array}{l} \diagdown \\ \diagup \end{array} 9$        $\begin{array}{r} 10 \\ 4 \end{array} \begin{array}{l} \diagdown \\ \diagup \end{array} 14$        $\begin{array}{r} 5 \\ 10 \end{array} \begin{array}{l} \diagdown \\ \diagup \end{array} 15$   
 $\begin{array}{r} +9 \\ +9 \end{array} \quad 18$        $\begin{array}{r} +6 \\ +6 \end{array} \quad 20$        $\begin{array}{r} +7 \\ +7 \end{array} \quad 22$
- B.  $\begin{array}{r} 7 \\ 5 \end{array} \begin{array}{l} \diagdown \\ \diagup \end{array} 12$        $\begin{array}{r} 2 \\ 9 \end{array} \begin{array}{l} \diagdown \\ \diagup \end{array} 10$        $\begin{array}{r} 1 \\ 11 \end{array} \begin{array}{l} \diagdown \\ \diagup \end{array}$   
 $\begin{array}{r} +8 \\ +8 \end{array} \quad 20$        $\begin{array}{r} +4 \\ +7 \end{array} \quad 20$        $\begin{array}{r} +7 \\ 18 \end{array}$
- C.  $\begin{array}{r} 4 \\ 5 \end{array} \begin{array}{l} \diagdown \\ \diagup \end{array} 9$        $\begin{array}{r} 2 \\ 8 \end{array} \begin{array}{l} \diagdown \\ \diagup \end{array} 10$        $\begin{array}{r} 6 \\ 3 \end{array} \begin{array}{l} \diagdown \\ \diagup \end{array} 9$   
 $\begin{array}{r} +3 \\ +3 \end{array} \quad 12$        $\begin{array}{r} +10 \\ +10 \end{array} \quad 20$        $\begin{array}{r} +8 \\ +8 \end{array} \quad 17$

**Page 111 continued**

5. The following answers will not be worked out, but will only have the final answer. The student will need to work (5) A, B, and C, like the worked-out answers in (4) A, B, and C.

A. 13, 15, 13, 10, 14, 12

B. 10, 13, 13, 22, 15, 22

**Page 112**

C. 22, 13, 15, 11, 15, 10

**Page 113**

6.

	<u>12</u>		<u>10</u>		<u>12</u>
4	4	4	4	2	2
3	3	3	3	8	8
<u>+ 5</u>	<u>+ 5</u>	<u>+ 3</u>	<u>+ 3</u>	<u>+ 2</u>	<u>+ 2</u>
12		10		12	

	<u>12</u>		<u>12</u>		<u>10</u>
3	3	3	3	5	5
2	2	3	3	2	2
<u>+ 7</u>	<u>+ 7</u>	<u>+ 6</u>	<u>+ 6</u>	<u>+ 3</u>	<u>+ 3</u>
12		12		10	

The following answers will not be worked out, but will only have the final answer. The student will need to work the last part of (6) like the worked-out answers in the first part of (6).

9, 13, 14

11, 15, 16, 13, 11, 14

13, 12, 10, 17, 14, 18

**Page 114**

23, 26, 13, 17, 17, 19

$$\begin{array}{r}
 7. \quad 4 \quad 13 \quad 6 \quad 8 \quad 13 \quad 11 \\
 \quad 2 \quad \underline{-7} \quad \underline{-2} \quad 3 \quad \underline{-2} \quad \underline{-3} \\
 \underline{+7} \quad 6 \quad 4 \quad \underline{+2} \quad 11 \quad 8 \\
 13 \quad \quad \quad 13
 \end{array}$$

$$\begin{array}{r}
 8. \quad 3 \quad 14 \quad 8 \quad 7 \quad 18 \quad 16 \\
 \quad 5 \quad \underline{-6} \quad \underline{-5} \quad 9 \quad \underline{-2} \quad \underline{-9} \\
 \underline{+6} \quad 8 \quad 3 \quad \underline{+2} \quad 16 \quad 7 \\
 14 \quad \quad \quad 18
 \end{array}$$

17, 16, 13, 16

**Page 115**

22, 9, 18, 17, 18, 18  
 20, 15, 18, 17, 12, 13  
 16, 19, 16, 24, 19, 18  
 13, 12, 11, 15, 16, 20  
 16, 21, 15, 13, 13, 9  
 12, 13, 20, 22, 22, 22

**Page 116**

$$\begin{array}{r}
 9. \quad 4 + 5 + 3 = \underline{12} \quad \underline{12} - 3 = \underline{9} \quad \underline{9} - 5 = \underline{4} \\
 \quad 7 + 3 + 2 = \underline{12} \quad \underline{12} - 2 = \underline{10} \quad \underline{10} - 3 = \underline{7} \\
 \quad 8 + 2 + 9 = \underline{19} \quad \underline{19} - 9 = \underline{10} \quad \underline{10} - 2 = \underline{8}
 \end{array}$$

17, 17, 16  
 17, 15, 13  
 16, 15, 19  
 14, 14, 21  
 11, 16, 13

**Page 117**

15, 13, 17  
 20, 13, 18  
 19, 21, 20

**Page 118**

10. 88, 69, 76, 99, 79, 98  
 79, 49, 68, 67, 49, 49  
 87, 48, 76, 87, 79, 68  
 89, 78, 58, 78, 87, 78

**Page 119**

11. 96, 92, 100, 106, 124, 100  
 104, 134, 134, 105, 128, 108  
 105, 146, 123, 91, 81, 97

**Page 120**

1. O. 103.81, 155.90, 318.26,  
 240.96, 146.27  
 R. 149.73, 124.13, 144.04,  
 122.33, 200.33

**Page 121**

- D. 40.15, 45.74  
174.54, 123.42
- E. 39.68, 56.07  
94.70, 37.92
- R. 288.97, 378.59, 549.40,  
117.85, 1007.10

**Page 122 continued**

- 3. S. 452.06, 294.26, 665.63,  
1373.73, 303.00
- O. 1152.19, 2126.16,  
396.23, 394.60, 2035.90
- N. 1107.41, 352.479,  
127.011, 7.7, 1280.882

**Page 122**

- 2. C. 340.3, 144.699
- H. 598.12, 928.283
- O. 137.18, 293.26
- I. 575.7706
- R. 428.831

**Page 123**

- G. 923.645, 1310.91,  
1185.70, 146.74,  
1246.114

**Page 125**

- 1. A. 3,652      4,293      3,557      29,410      396,800  
E = 3,600   E = 4,200   E = 3,600   E = 29,000   E = 396,000
  
- N. 1,344      1,931      1,304      1,671  
E = 1,300   E = 1,900   E = 1,300   E = 1,700
  
- G. 2,199      3,180      3,083      2,662  
E = 2,200   E = 3,200   E = 3,100   E = 2,700
  
- E. 14,617                      26,749  
E = 14,000                      E = 26,800
  
- L. 19,290                      23,977  
E = 19,300                      E = 24,000

**Page 126**

C.	25,619	24,547
E =	25,600	E = 24,400
H.	116,540	136,740
E =	116,600	E = 136,700
O.	225,798	157,303
E =	225,800	E = 157,300
I.	244,983	154,233
E =	245,100	E = 154,200
R.	2,269,886	
E =	2,272,000	

**Page 127**

1. 1200
2. 21
3. 29

**Page 128**

1. 25.9 yds. or 26 yards
2.  $2 + 3 + 1 + 2 + 1 = 9$  robes
3. \$13.73

**Page 129**

1. 60
2. 144,000  
12,000  
Twelve Tribes of Israel

**Page 130**

3. 31  
80  
56  
28  
195 total

**Page 135**

incomplete, disorder,  
and imperfection

**Page 136**

*“And this shall be a sign unto thee from the LORD, that the LORD will do this thing that he hath spoken;*

*“Behold, I will bring again the shadow of the degrees, which is gone down in the sun dial of Ahaz, ten degrees backward. So the sun returned ten degrees, by which degrees it was gone down.”*

**Page 137**

11, 12

**Page 139**

1. 12, 13, 14, 15, 16, 17  
18, 19, 20, 21, 22, 23  
17, 12, 18, 13, 19, 14  
21, 15, 16, 23, 20, 22

**Page 140**

- 2. 15, 17, 21  
23, 22, 20  
20, 12, 19  
13, 16, 20  
22, 18, 13  
16, 15, 19  
14, 19, 23  
21, 18, 17  
12, 18, 20  
23, 15, 22  
17, 23, 14

**Page 141**

3 o'clock, Minutes—long hand,  
Hour—short hand

**Page 142**

- 3. 3:00, 9:00, 1:00  
7:00, 11:00, 12:00
- 4. The hour hand on four, the minute hand on twelve  
The hour hand on two, the minute hand on twelve  
The hour hand on ten, the minute hand on twelve  
The hour hand on twelve, the minute hand on twelve

**Page 143**

- 5. 6 o'clock = row 3 center clock  
9 o'clock = row 2 right clock  
10 o'clock = row 1 right clock  
8 o'clock = row 4 right clock  
3 o'clock = row 3 left clock  
1 o'clock = row 1 left clock  
5 o'clock = row 4 center clock  
12 o'clock = row 3 right clock

**Page 144**

- 6. 5 o'clock  
7 o'clock
- 7. Teacher, check.

**Page 145**

- 8. hour hand on six  
minute hand on twelve  
six  
o'clock

color right clock

7  
o'clock

hour hand on 8  
minute hand on 12  
8  
o'clock

hour hand on 8  
minute hand on 12  
9  
o'clock

**Page 146**

9. H. half past one  
A. half past eight  
L. half past three  
F. half past twelve

10. P. hour hand between 3 and 4, minute hand on 6  
A. hour hand between 10 and 11, minute hand on 6  
S. hour hand between 5 and 6, minute hand on 6  
T. hour hand between 11 and 12, minute hand on 6

**Page 147**

11. Q. hour hand between 2 and 3, minute hand on 6  
U. hour hand just before 6, minute hand on 9  
A. hour hand a little past 1, minute hand on 3  
R. hour hand just before twelve, minute hand on 9

**Page 148**

- T. hour hand a little past 5, minute hand on 3  
E. hour hand a little past 9, minute hand on 3  
R. hour hand a little past 10, minute hand on 3
- P. hour hand between 8 and 9, minute hand on 6  
A. hour hand a little before 3, minute hand on 9  
S. hour hand a little before 7, minute hand on 9  
T. hour hand a little past 4, minute hand on 3

**Page 150**

12. 5, 35                      15, 5  
10, 40                      35, 40  
15, 45                      10, 20  
20, 50                      30, 50  
25, 55                      45, 25  
30, 60                      60, 55

**Page 151**

13. 25 minutes past 9      9:25  
5 minutes past 8      8:05  
35 minutes past 3      3:35  
40 minutes past 5      5:40

hour hand between 5 and 6, minute hand on 4  
hour hand on 9, minute hand on 12  
hour hand on 3, minute hand on 1  
hour hand a little past 11, minute hand on 3  
hour hand between 5 and 6, minute hand on 6

hour hand a little past 2, minute hand on 3  
hour hand a little past 8, minute hand on 3  
hour hand a little before 12, minute hand on 9  
hour hand a little past 1, minute hand on 2  
hour hand a little before 6, minute hand on 10

**Page 152**

hour hand between 10 and 11, minute hand on 6  
hour hand between 8 and 9, minute hand on 8

14. 60, 15, 30

**Page 153**

15. T. hour hand on 12, minute hand on 12  
I. hour hand a little past 7, minute hand on 2  
M. hour hand a little before 9, minute hand on 9  
E. hour hand a little past 1, minute hand on 3

**Page 155**

- 1 L. 479 miles, 1200 miles  
I. 518 feet, 332 days  
K. 327 years, 769 inches  
E. 656 pounds, 164 yards



**Page 156**

2. C.  $16 \text{ yds.} + 74 \text{ ft.} = 122 \text{ ft.}$  (40 yds., 2 ft.)

$20 \text{ ft.} + 26 \text{ in.} = 266 \text{ in.}$  (22 ft., 2 in.)

H.  $86 \text{ in.} + 8 \text{ ft.} + 2 \text{ yds.} = 254 \text{ in.}$  (7 yds., 2 in.)

$135 \text{ in.} + 11 \text{ ft.} = 267 \text{ in.}$  (22 ft., 3 in.)

A.  $66 \text{ in.} + 10 \text{ yds.} = 426 \text{ in.}$  (11 yds., 30 in.)

$31 \text{ yds.} + 7 \text{ ft.} = 100 \text{ ft.}$  (33 yds., 1 ft.)

N.  $514 \text{ ft.} + 1 \text{ mile} = 5,794 \text{ ft.}$  (1 mile, 514 ft.)

$518 \text{ ft.} + 2 \text{ mi.} = 11,078 \text{ ft.}$  (2 miles, 518 ft.)

**Page 157**

G.  $17 \text{ ft.} + 312 \text{ in.} = 516 \text{ in.}$  (43 ft.)

$29 \text{ yds.} + 104 \text{ ft.} = 191 \text{ ft.}$  (63 yds., 2 in.)

$2 \text{ yds.} + 7 \text{ ft.} + 40 \text{ in.} = 196 \text{ in.}$  (5 yds., 1 ft., 4 in.)

$59 \text{ yds.} + 194 \text{ ft.} = 371 \text{ ft.}$  (123 yds., 2 ft.)

E.  $55 \text{ yds.} + 2370 \text{ ft.} = 2,535 \text{ ft.}$  (845 yds.)

$3 \text{ yds.} + 6 \text{ ft.} + 86 \text{ in.} = 266 \text{ in.}$  (7 yds., 1 ft. 2 in.)

$4 \text{ miles} + 104 \text{ ft.} = 21,224 \text{ ft.}$  (7074 yds., 2 ft.)

$22 \text{ ft.} + 129 \text{ in.} = 393 \text{ in.}$  (32 ft. 9 in.)

**Page 158**

3. S. 7 qts. + 6 pts. = 20 pts. (10 qts.)  
A. 6 gal. + 7 qts. = 31 qts. (7 gal., 3 qts.)  
M. 8 qts. + 3 pts. = 19 pts. (9 qts., 1 pt.)  
E. 1 qt. + 9 pts. + 4 c. = 26 c. (6 qts. 1 pt.)

**Page 159**

4. R. 38 yds. 1 ft. 1 in.  
I. 23 gals. 1 qt. 1 c.  
G. 20 gals. 2 qts. 1 pt.  
H. 19 yds. 8 in.  
T. 19 yds. 1 ft. 10 in.

**Page 162**

1. L. 45, 50, 52, 54, 60, 44

**Page 163**

- O. 44, 46, 44, 60, 49, 43  
N. 37, 46, 47, 46, 54, 41  
G. 43, 45, 52, 46, 57, 42

**Page 164**

2. C. 162, 202, 202                      O. 248, 331, 436  
L. 23,328, 17,262                      U. 19,797, 27,892  
M. 235,461, 182,442                      N. \$1,607.26, \$4,170.15  
S. \$3048.03 279,193 320,227 2,989,033

**Page 166**

1. 18  
2. 33  
3. 155

**Page 167**

1. 23 goats + 160 sheep = 183 animals  
2. 8 gal. 1 qt.  
3. 28,000 pounds, 12,600 kilograms

**Page 168**

1. 603,550

**Page 169**

2. 3, 3, 3, 3, Judah

**Page 179**

Perfection of government

**Page 184**

1. 13, 14, 15, 16, 17, 18  
19, 20, 21, 22, 23, 24
2. 14, 13, 20, 18, 16, 19  
18, 21, 15, 22, 17, 13  
16, 20, 23, 19, 24, 14  
17, 21, 24, 18, 22, 15

**Page 185**

3. 18, 16, 22  
23, 23, 21  
13, 21, 20  
21, 17, 14  
23, 15, 19  
17, 16, 20  
20, 15, 22  
24, 18, 19  
19, 21, 13  
23, 15, 24  
16, 24, 18

**Page 186**

1. quarts gallons  
pints inches  
yards feet  
hours minutes

**Page 187**

2. L. 16 yds. 18 ft. 13 in.  
I. 14 hrs. 17 min. 19 sec.  
K. 15 gals. 21 qts. 20 pts.  
E. 23 dollars 22 dimes  
24 pennies

**Page 188**

3. U. 17 lbs. 7 oz.  
22 wks. 13 days
- N. 20 gals. 3 qts.  
18 mo. 14 days
- I. 23 hrs. 27 min.  
136 tons 21 lbs.
- T. 14 dollars 5 quarters  
499 mi. 16 yds.
- S. 24 qts. 10 pts.  
19 hrs. 59 min.

**Page 189**

4. F. 7 hrs. 12 min. 14 sec.  
A. 35 gals. 47 qts. 17 pts.  
M. 97 yds. 13 ft. 31 in.  
I. 263 dollars 15 quarters  
23 pennies

**Page 189 continued**

- L. 129 tons 112 lbs. 18 oz.  
 Y. 116 yrs. 27 wks. 56 days

**Page 190**

5. S. 12 wks. 16 days  
 A. 39 mi. 15 yds. 18 ft.  
 M. 27 lbs. 18 oz.  
 E. 482 tons 319 lbs.  
 S. 122 hrs. 62 min. 25 sec.  
 I. 115 gal. 14 qts. 20 pts.  
 M. 92 hrs. 49 min.  
 I. 152 yrs. 90 days  
 L. 20 mi. 73 yds. 61 in.  
 A. 849 yrs. 3 mos. 83 days  
 R. 85 ft. 39 in.

**Page 192**

6. C. 3 hrs. 21 min.  
 8 hrs. 21 min.  
 O. 4 hrs. 55 min.  
 2 hrs. 26 min.  
 N. 7 hrs. 15 min.  
 5 hrs. 50 min.  
 V. 7 hrs. 17 min.  
 10 hrs. 9 min.  
 E. 8 hrs. 3 min.  
 4 hrs. 27 min.  
 R. 9 hrs. 43 min.  
 9 hrs. 7 min.  
 T. 14 hrs. 47 min.  
 27 hrs. 24 min.

**Page 193**

7. H. 14 hrs. 14 min.  
 21 min. 37 sec.  
 U. 16 min. 4 sec.  
 23 hrs. 36 min.  
 M. 17 hrs. 33 min.  
 15 hrs. 28 min.  
 B. 20 min. 16 sec.  
 18 hrs. 13 min.  
 L. 19 min. 21 sec.  
 25 min. 23 sec.  
 E. 22 hrs. 21 min.  
 24 min. 20 sec.

**Page 194**

1. T. 77 hrs. 29 min. 9 sec.  
 I. 124 days 16 hrs. 38 min.  
 M. 17 days, 16 hrs. 46 min.  
 E. 43 days 3 hrs. 52 min.

**Page 195**

2. L. 54 hrs. 1 min. 20 sec.  
 A. 129 days 22 hrs. 3 min.  
 T. 33 days 1 hr. 48 min.  
 28 sec.  
 E. 41 days 8 hrs. 27 min.  
 43 sec.

**Page 196**

3. C. 22 days 9 hrs. 12 min. 47 sec.  
 21 days 13 hrs. 3 min. 4 sec.  
 O. 54 days 11 hrs. 14 min. 41 sec.  
 86 days 11 hrs. 21 min. 30 sec.

**Page 197**

- 4. M. 42 days 3 hrs. 46 min. 30 sec.
- I. 48 days 20 hrs. 2 min. 38 sec.
- N. 25 days 3 hrs. 20 min. 14 sec.
- G. 39 days 13 hrs. 40 min. 16 sec.

**Page 199**

1.

<b>Date</b>	<b>Income</b>			
<b>November</b>	<b>Books</b>	<b>Gift Items</b>	<b>Clothes</b>	<b>Totals</b>
7	896.15	119.64	95.21	<b>1, 111.00</b>
14	1,616.43	326.86	115.92	<b>2,059.21</b>
21	2,589.14	567.98	326.14	<b>3,483.26</b>
28	768.54	214.10	69.54	<b>1, 052.18</b>
<b>Totals</b>	<b>5,870.26</b>	<b>1,228.58</b>	<b>606.81</b>	<b>7,705.65</b>

2.

<b>Date</b>	<b>Expenses</b>			
<b>November</b>	<b>Rent</b>	<b>Salary</b>	<b>Supplies</b>	<b>Totals</b>
7	170.50	550.00	117.99	<b>838.49</b>
14	170.50	550.00	327.14	<b>1,047.64</b>
21	170.50	640.00	59.79	<b>870.29</b>
28	170.50	425.00	14.94	<b>610.44</b>
<b>Totals</b>	<b>682.00</b>	<b>2,165.00</b>	<b>519.86</b>	<b>3,366.86</b>

- 3. Yes  
They made \$4,338.79 profit.

**Page 200**

4.

B.	76	98	12	93	<b>279</b>
O.	97	53	62	48	<b>260</b>
O.	84	91	45	76	<b>296</b>
K.	19	63	28	46	<b>156</b>
S.	65	26	38	42	<b>171</b>
	<b>341</b>	<b>331</b>	<b>185</b>	<b>305</b>	<b>1162</b>

T.	396	258	323	262	275	623	<b>2,137</b>
R.	327	639	752	865	321	178	<b>3,082</b>
A.	603	923	456	762	773	821	<b>4,338</b>
D.	723	815	407	382	205	721	<b>3,253</b>
E.	452	576	267	278	617	648	<b>2,838</b>
S.	571	438	507	613	251	357	<b>2,737</b>
	<b>3,072</b>	<b>3,649</b>	<b>2,712</b>	<b>3,162</b>	<b>2,442</b>	<b>3,348</b>	<b>18,385</b>

5. Teacher, check.

**Page 202**

1. 4 hrs. 13 min. (or, 3 hrs. 73 min.)
2. 12 lbs. 2 oz. (or, 11 lbs. 18 oz.)
3. 2 ft. 5 in. (or, 29 in.)

**Page 203**

1. 2 days 18 hrs. 40 min.
2. 4 hrs. 58 min.

**Page 204**

3. 2 hrs. 24 min.  
9:54

Page 205

1.

14	2x4's	\$2.85	<b>\$39.90</b>
4	plywood	28.95	<b>115.80</b>
4	nails (4 lbs.)	.39	<b>1.56</b>
1	hammer	18.79	<b>18.79</b>
	Sub Total		<b>176.05</b>
	Tax (.075)		<b>13.20</b>
	<b>Total</b>		<b>189.25</b>

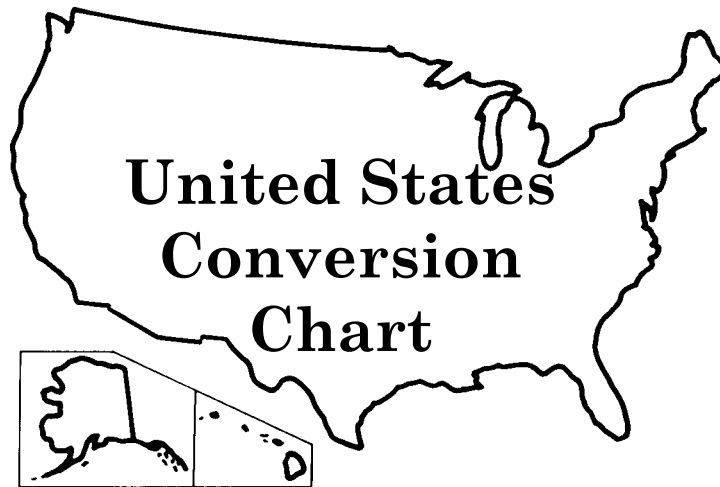
2.

bath cabinets	<b>\$165.00</b>
kitchen cabinets	<b>2,867.23</b>
laundry cabinets	<b>649.87</b>
garage cabinets	<b>265.45</b>
Sub Total	<b>3,947.55</b>
Tax (.075)	<b>296.06</b>
<b>Total</b>	<b>4,243.61</b>

Page 206

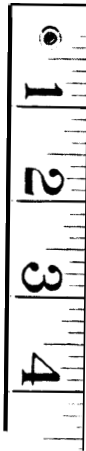
3.

3	yards of cloth	<b>\$11.94</b>
1 3/4	yards of cloth	<b>4.70</b>
	notions	<b>7.63</b>
	pattern	<b>3.75</b>
	Sub Total	<b>28.02</b>
	Tax (.075)	<b>2.11</b>
	<b>Total</b>	<b>30.13</b>




## Length

12 inches = 1 foot  
36 inches = 1 yard  
3 feet = 1 yard  
5,280 feet = 1 mile  
1,760 yard = 1 mile




## Capacity

4 cups (c.) = 1 quart (qt.)  
2 cups = 1 pint (pt.)  
2 pints = 1 quart  
8 pints = 1 gallon (gal.)  
4 quarts = 1 gallon  
3 teaspoons (tsp.) = 1 tablespoon  
(Tbbs.)  
8 fluid (fl.) ounces (oz.) = 1 cup  
16 fluid ounces = 1 pint  
32 fluid ounces = 1 quart  
128 fluid ounces = 1 gallon  
8 quarts = 1 peck (pk)  
4 pecks = 1 bushel (bu)



## Time

60 second = 1 minute  
60 minutes = 1 hour  
24 hours = 1 day  
7 days = 1 week  
365 days = 1 year  
12 months = 1 year  
4 weeks = 1 months

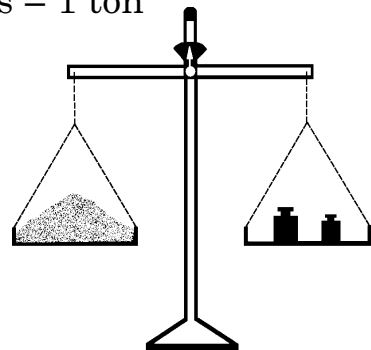


## Units

1 dozen = 12 units or items

## Weight

16 ounces (oz.) = 1 pound (lb.)  
2,000 pounds = 1 ton







# Metric Conversion Chart

## Length and Distance

1 inch = 25 millimeters  
1 inch = .4 centimeters  
1 foot = .3 meters  
1 foot = 30 centimeters  
1 yard = .9 meters  
1 mile = 1.6 kilometers

## Surface or Area

1 acre = .4 hectares

## Volume and Capacity (liquid)

1 fluid ounce = 30 milliliters  
1 pint (U.S.) = .47 liters  
1 quart (U.S.) = .95 liters  
1 gallon (U.S.) = 3.8 liters




## Weight and Mass

1 ounce = 28 grams  
1 pound = .45 kilograms  
1 ton = .9 metric tons

## Temperature

$$F^{\circ} - 32 \left(\frac{5}{9}\right) = C^{\circ}$$

$$C^{\circ} \times \left(\frac{9}{5}\right) + 32 = F^{\circ}$$



# Gardening Sheet

Lesson Four Subject Mathematics

Title "Addition II"

In Season

Out of Season

**(This can be for both  
In Season and Out of Season.)**

To make a compost pile, four by six feet (120-180 centimeters) area is the best size. If you have more material make more than one pile.

Dig a pit 18 inches (45 centimeters) deep. This makes it easy to dump in the leaves, and the pile is less conspicuous. Planking about 2 inches (50 centimeters) thick, makes good side walls. Brick or block could be used for side walls. The side walls should be 3 feet (0.9 meters) high above the pit.

Add up the size of your pile.  
4 feet (120 centimeters)  
4 feet (120 centimeters)  
6 feet (1.80 meters)  
6 feet (1.80 meters)

How much wood or block will you need?

The compost heap has a parallel for us: Jesus was **humbly** added to the decaying (sin) mass of humanity to transform their nature and make them useful.



“...And much people  
were added  
unto the Lord.”  
Acts 11:24



Each booklet in the series,  
“Designing Your Own School Program,”  
is planned for a family to study together  
for their homeschool curriculum;  
yet versatile enough to be used in the conventional classroom.  
Learn the principles of the subject matter from the Scriptures;  
discover more academic information; then apply it to your daily life.

Other booklets in the Mathematics series  
are available in the following titles:

- 1 - What is Mathematics?
- 2 - A Place
- 3 - Addition i
- 4 - Addition ii
- 5 - Subtraction i
- 6 - Subtraction ii
- 7 - Multiplication i
- 8 - Multiplication ii
- 9 - Division i
- 10 - Division ii



Mark 4:29