


Designing Your  
Own School Program

4


Finding and  
Understanding  
the Word



A "True Education" Language Series

“But sanctify the Lord God in your hearts:  
and be ready always to give an answer  
to every man that asketh you a reason  
of the hope that is in you  
with meekness and fear.”

1 Peter 3:15



**Printed by SEM  
627 Highland Loop Rd.  
Kettle Falls, WA 99141  
(509) 684-6843**

Copyright © 1993  
SonLight Education Ministry  
P.O. Box 518  
Colville, WA 99114

# Teacher Section





# INSTRUCTIONS

## For the Teacher

### Step 1

Study the Bible Lesson and begin to memorize the Memory Verses. Familiarize Yourself With the Character Quality. The student can answer the Bible Review Questions. See page 7. Use the Steps in Bible Study.

### Bible Lesson

“Unto You a Saviour” – Luke 2:1-20

### Memory Verses

Isaiah 44:3; Psalm 112:4;  
Luke 2:10-14; Romans 11:33

### Character Quality

**Humbleness** – freedom from pride and arrogance; humility of mind; a modest estimate of one’s own worth; lowliness of mind; a deep sense of one’s own unworthiness in the sight of God; self-abasement; penitence

for sin, and submission to divine will.

Antonyms – pride; arrogance; insolence; haughtiness; disdain; vainness; vainglory; ostentation; pretension; showiness; exaltation; aggradizement

### Character Quality Verse

James 4:6 – “*But he giveth more grace. Wherefore he saith, God resisteth the proud, but giveth grace unto the **humble**.*”

### Step 2

### Understand How To/And

A. Do the Spelling Cards so the student can begin to build his own spiritual dictionary.

B. Mark Your Bible.

C. Evaluate Your Student’s Character in relation to the character quality of **humbleness**.

D. Familiarize Yourself With Language. Notice the Projects.

E. Review the Scripture References for Language.

F. Notice the Answer Key.

## A. Spelling Cards

### Spelling Lists

#### Language Words Bible Words Place I - II - III continued

clarity  
counsel  
guide  
noble  
understand

flock  
firstborn  
Galilee  
glory  
haste  
heaven

**Place II - III**  
chamber  
important  
storehouse  
understanding

**humbleness**  
Joseph  
joy  
lineage  
Lord  
manger

**Place III**  
audience  
Bereans

Mary  
multitude  
Nazareth  
night

**Bible Words**  
angels  
babe  
Bethlehem  
born  
circumcising  
clothes  
decree  
eight

peace  
praising  
Saviour  
shepherds  
shone  
swaddling  
taxed  
tidings  
will  
wrapped

## B. How to Mark the Bible

1. Copy the list of Bible texts in the back of the Bible on an empty page as a guide.

2. Go to the first text in the Bible and copy the next text beside it. Go to the next one and repeat the process until they are all chain-referenced.

3. Have the student present the study to family and/or friends.

4. Each student lesson contains one or more sections that have a Bible marking study on the subject studied. (See the Student's Section, page 21.)

## C. Evaluate Your Student's Character

This section is for the purpose of helping the teacher know how to encourage the students to become more **humble**.

See page 8.

See the book  
*Spelling from the Scriptures*  
for instructions about how to make  
the Spelling Cards.

**Place I = Grades 2-3-4**  
**Place II = Grades 4-5-6**  
**Place III = Grades 6-7-8**

D. Familiarize Yourself  
With “Finding and Understanding the Word”  
– Notice the Projects  
Projects

1. During these lessons about **humbleness** encourage your child to take the **humblest** job or the job no one else wants. (Example: scrubbing the toilets) Remind your student of things he learned in the resource materials as you were studying the Bible Lesson, “Unto You a Saviour.”

2. As a family, learn to use the *Strong’s Exhaustive Concordance*.

3. On your nature walks, gather live things for further study. Use your tools from your backpack. Find the lesson of **humbleness** in these objects keeping the Bible Lesson in mind. (Example: As you see the tiny creatures on your nature walk such as the ants, imagine how it would be if you had to become an ant forever—to take on their nature and live among them when you had known a higher type of life as a person. Thinking about such things might help you appreciate the **humble** position Jesus took by being born into the human family.

He will keep the human form throughout eternity, and so it is an infinite sacrifice. One can only wonder how much it has limited Him. Eternity alone will reveal to us what He has given up for our sakes.) Record your information in *Our Nature Study Book*.

4. Visit a hospital, or a friend with a newborn, and, as you look at the newborn babies, think how Jesus once was that tiny. Discuss how Jesus was received when He came to this earth. How is it different or similar to what happens when there is a birth in the family in our times?

5. As you use a scoop to dish out the dog food, be reminded how the concordance is a tool you can use to help you go deeper in God’s Word.

6. Have the student use his memory verses and look up words from them for more understanding. He can write out what he finds on a piece of paper.

## Example of Looking Up a Word From the Memory Verse

**Isaiah 44:3** – “*For I will pour water upon him that is thirsty, and floods upon the dry ground: I will pour my spirit upon thy seed, and my blessing upon thine offspring.*”

1. Look up “Blessing” in the main part of the concordance.
2. Find the number to the right of the word (1293).
3. Go to the proper dictionary in the back of the concordance. Use the Hebrew dictionary for Isaiah 44:3 – “Blessing”

Old Testament – Hebrew Dictionary  
New Testament – Greek Dictionary

4. Especially notice the words in italics as they are the final definition.

Example:

1293 – “Blessing” – benediction; prosperity

5. Write down the meaning of the word “Blessing” found in italics. Discuss the meaning.
6. Do page 7 in the booklet *Bible Study*.

## Sweet Words

In India a man received a package wrapped in portions of the Scriptures. Later he wrote a Christian friend saying: “I bought some sweets and through the message printed on the paper in which they were wrapped in found the sweetness of forgiveness of sins.”

## E. Review the References for Language

Teacher, read through this section before working on the lesson with the student. See page 21 in the Student Section.

## F. Notice the Answer Key

The Answer Key for the student book is found on page 9.

### Step 3

**Read the Lesson Aim.**

### Lesson Aim

This lesson will help to teach the child how **humble** Jesus was to come to this earth and take such a lowly position. The child will be studying more information about Jesus' birth through resource materials. Just as the Father sent Jesus to "*save his people from their sins*"

(Matthew 1:21), so today He sends the Word to save us from our sins. "*And he sent his word, and healed them, and delivered them from their destructions*" (Psalm 107:20). "*Thy word have I hid in mine heart that I might not sin against thee*" (Psalm 119:11).

This lesson will help the child learn how to use a *Strong's Concordance* to understand what certain words mean. The concordance is one of the best tools used to dig deep in Bible study. It will help you to "*study to shew thyself approved unto God, a workman that needeth not to be ashamed, rightly dividing the word of truth*" (II Timothy 2:15). The **humble** shepherds were good Bible students. They were talking "together of the promised Saviour" when "the angel of the Lord came upon them."\*

God helped man to keep good records of His Son's **humble** birth. He knew that, especially in the end-time, we would need to study these truths. God will help us to understand the words in the Bible. As we study the **humble** birth of Jesus, we can learn more of what God has revealed.

God has given us the light of His Word that we might share it with those in darkness. Let it not be said of us as it was of the Jews: "With

*\*The Desire of Ages 47*



amazement the heavenly messengers beheld the indifference of that people whom God had called to communicate to the world the light of sacred truth.”\*

## Step 4

**Prepare to begin the Language Lesson.**

### To Begin the Language Lesson


Find an unusual word in the *Strong's Concordance* that you do not know the meaning of. Look it up and discover what it means.

## Step 5

**Begin the Language Lesson. Cover only what can be understood by your student. Make the lessons a family project by all being involved in part or all of the lesson. These lessons are designed for the whole family.**

*\*The Desire of Ages 44*

## Steps in Bible Study



1. Prayer
2. Read the verses/meditate/memorize.
3. Look up key words in *Strong's Concordance* and find their meaning in the Hebrew or Greek dictionary in the back of that book.
4. Cross reference (marginal reference) with other Bible texts. An excellent study tool is *The Treasury of Scripture Knowledge*.
5. Use Bible custom books for more information on the times.
6. Write a summary of what you have learned from those verses.
7. Mark key thoughts in the margin of your Bible.
8. Share your study with others to reinforce the lessons you have learned.

# Review Questions

1. In what way did the emperor of Rome become an agent of God? (Luke 2:1, 4, 7)
2. Where did the people go to be taxed? (Luke 2:3)
3. To what city did Joseph and Mary go? Why? (Luke 2:4)
4. Why did they not go to an inn? (Luke 2:7)
5. Who was born that night? (Luke 2:7, 11)
6. In what did His mother wrap Him? ((Luke 2:7)
7. Where did she lay Him? (Luke 2:7)
8. Who were in a field near where Jesus was born, and the only group of people at Bethlehem ready for the great news? (Luke 2:8)
9. What were these shepherds doing? (Luke 2:8)
10. What special thing did the angels do on the night Jesus was born? (Luke 2:9-14)
11. What did the shepherds say to one another when the angels had gone away? (Luke 2:15)
12. Where did they find Jesus? (Luke 2:16)
13. To whom did they tell what they had seen and heard? (Luke 2:17-18)
14. How was their story received? (Luke 2:18)
15. For what did they praise and glorify God? (Luke 2:20)
16. What did Mary ponder in her heart? (Luke 2:19)
17. How many reasons can you think of why the angels should have been interested in the birth of Jesus?
18. Why is Bethlehem called “the city of David?” (Because David had been born there)
19. What lesson do you get from the attitude of the shepherds both before and after the angels’ announcement of the birth of Jesus? (They were **humble** and believing of the good news, and eager to share it with others.)
20. Read the genealogies of Christ in Matthew 1:1-17, and Luke 3:23-35. (Note: Luke gives the regal line of Christ through Mary who was descended from Nathan, the son of David, while Matthew gives the regal line through Joseph, who was descended from Solomon, the son of David and heir to the throne.)

# Evaluating Your Child's Character

Check the appropriate box for your student's level of development, or your own, as the case may be.

Maturing Nicely (MN), Needs Improvement (NI), Poorly Developed (PD), Absent (A)

## Humbleness

1. "Seest thou a young man wise in his own conceit? there is more hope of a fool than of him." Is the child teachable, readily and **humbly** submitting themselves to the guidance of those more experienced than themselves?

MN   NI   PD   A  
        

2. Does the child show proper respect to those who are their superiors in knowledge, in station, and in years?

MN   NI   PD   A  
        

3. When praised for something he has done does the child deflect the praise to God or others who played some indirect part in his success?

MN   NI   PD   A  
        

4. Does the child think more highly of himself than he ought to think?

Yes   No  
  

5. When the child experiences a moral failure of some kind, does it **humble** him or does he seek to justify himself?

MN   NI   PD   A  
        

6. Does the child prefer showy or modest attire? \_\_\_\_\_

7. Do your children agree with you?

Yes   No  
  

8. Does the child find it difficult to admit when he is wrong?

Yes   No  
  

9. Does the child seldom ask for forgiveness on his own?

Yes   No  
  

10. Does the child usually respond to conflict in the family with the attitude, "It wasn't my fault?"

Yes   No  
  

11. Does the child ever choose to "lose face" himself in order to shield another from embarrassment?

# Answer Key

## Page 3

“To be full or satisfied, have enough of”

## Page 4

### Place I - II

1. From the Word
2. Storehouses, storehouses, storehouse, Bible
3. Words, light

### Place II - III

1. “*What saith the Scriptures?*”
2. 214 – depository
3. Over the one who relies on the testimony of God’s Word
4. “*The entrance of thy words giveth light; it giveth understanding unto the simple*” (Psalm 119:130).

See page 2.

## Page 8

Arise	–	Isaiah 60:1
Communion	–	Psalm 77:6
Search	–	John 5:39
Path	–	Psalm 119:105
Promises	–	II Peter 1:4

## Page 11

### Place I - II

1. “*These were more noble than those in Thessalonica, in that they received the word with all readiness of mind, and searched the Scriptures daily, whether those things were so*” (Acts 17:11).

Student, answer.

2. Teacher, check.

Yes

3. See pages 9-10.  
*The Mount of Blessings* 131

4. Student, answer.

## Page 12

1. 2104 – well born; high in rank; generous. (People who study and obey the Word become like this.)

# Answer Key

## Page 12 continued

2. With “reverence and a sincere desire to know the will of God concerning us.”

Angels and the Holy Spirit

3. In His audience chamber

Being in the very presence of God

4. Christ is the Word. His Word imparts life and energy.

5. “*And he **humbled** thee, and suffered thee to hunger, and fed thee with manna, which thou knewest not, neither did thy fathers know; that he might make thee know that man doth not live by bread only, but by every word that proceedeth out of the mouth of the Lord doth man live*” (Deuteronomy 8:3).

1. Sons of thunder

2. God with us

3. The place of the skull

4. King of peace

5. Master

## Page 12 continued

6. Son of consolation

7. Sorcerer

8. Damsel

9. Be opened

10. Sent

11. King of righteousness

12. Bitter

13. My God, my God, why hast thou forsaken me?

14. Confused

15. Red

16. Small

17. Booths

18. Burning

19. Not my people

20. No mercy

## Page 15


1. Food, no
2. Word, no
3. By studying the Word and obeying it in **humbleness** of spirit
4. Teacher, check.

## Page 16

1. Physical, sustained, food, spiritual, sustained, Word of God.  
No.
2. See pages 13-14; *“For precept must be upon precept, precept upon precept; line upon line, line upon line; here a little, and there a little”* (Isaiah 28:10).
3. Read and discuss Philippians 4:13.
4. Teacher, check.




# Notes



# When I Read the Bible Through

I supposed I knew my Bible,  
Reading piecemeal, hit or miss,  
Now a bit of John or Matthew,  
Now a snatch of Genesis,  
Certain chapters of Isaiah,  
Certain Psalms (the twenty-third),  
Twelfth of Romans, first of Proverbs,  
Yes, I thought I knew the Word!  
But I found that though reading  
Was a different thing to do,  
And the way was unfamiliar  
When I read the Bible through.



You who like to play at Bible,  
Dip and dabble, here and there,  
Just before you kneel a weary,  
And yawn out a hurried prayer;  
You who treat the Crown of Writings  
As you treat no other book—  
Just a paragraph disjointed,  
Just a crude impatient look—  
Try a worthier procedure,  
Try a broad and steady view:  
You will kneel in very rapture  
When you read the Bible through.

—Unknown

## Book of Life

Over and over again,  
No matter which way we turn;  
We always find in the book of life  
Some lesson we have to learn.

# Gardening Sheet

Lesson Four Subject Language

Title "Finding and Understanding the Word"

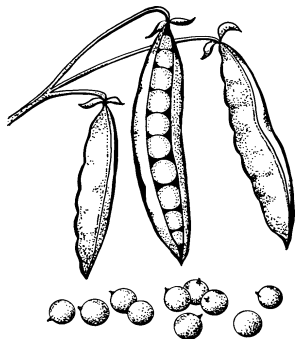
## In Season

Crop rotation helps the soil and is a valuable aid in producing better, disease-free vegetables.


Crop rotation is simply the practice of planting on any piece of ground a crop totally unrelated to the one previously grown. One year plant beans or peas, next year sweet corn, and follow with tomatoes.

It is rare that a disease affecting corn will affect a tomato crop.

God plants different people at different times in others' lives to witness to them. It is a little like crop rotation. Learn your Bible well so you might be prepared for whom-ever (crop) God sends to you. Memorize Bible verses while working the soil.



## Out of Season



A basic soil mixture for most house plants is 3 parts top soil, 1 part sharp sand, 1 part peat or leaf molds, add 2 tablespoons (30 ml.) of a balanced plant food for each 1 gallon (3.8 liters) of soil. Mix all thoroughly.

It takes several ingredients in the life to have the best growing conditions. The Bible is the recipe book. Memorize verses.

Mix soil for potting house plants.



# Table of Contents

“Feasting On God’s Word” – Story	Page 19
“Preciousness of the Bible” – Story	Page 20
“Power of the Word” – Mark Your Bible	Page 21
“Seek Us a Book” – Story	Page 22
“On A Rubbish Heap” – Story	Page 22

## The Bible

A glory gilds the sacred page  
Majestic like the sun;  
It gives a light to every age,  
It gives, but borrows none.

—*Cowper*



“Thy word is a lamp unto my feet,  
and a light unto my path.”

Psalm 119:105



Each booklet in the series,  
“Designing Your Own School Program,”  
is planned for a family to study together for their homeschool curriculum;  
yet versatile enough to be used in the conventional classroom.  
Learn the principles of the subject matter from the Scriptures;  
discover more academic information;  
then apply it to your daily life.

Other titles in the language series are available  
in the following subjects:

- 1 – What is Language?
- 2 – Your Bible, The Word
- 3 – History of the Word
- 4 – Understanding the Word
- 5 – The Word Explains Words
- 6 – Books Full of Words
- 7 – Pure Words
- 8 – Figurative Words
- 9 – Synonyms, Homonyms, and Antonyms
- 10 – Development of Words (Prefixes, Suffixes, Root Words)



Mark 4:29