

✝ Study Guide

The Offering of the First-Fruits

Chapter 15

Bible Reading

Leviticus 23:5-11

Memory Verses

Leviticus 23:10-11

I Corinthians 15:20

The Cross and Its Shadow Chapter

“The Offering of the First-Fruits,” pages 108-115

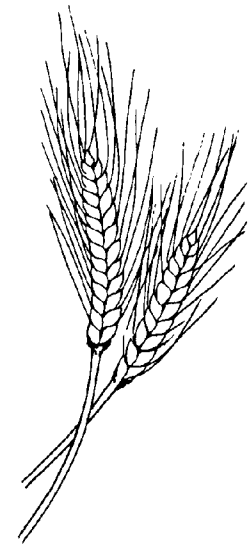
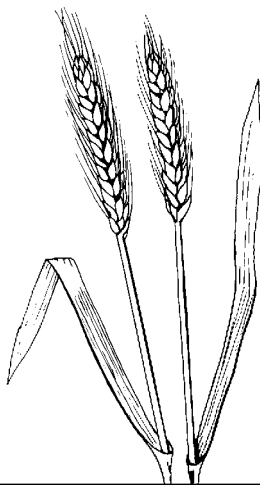
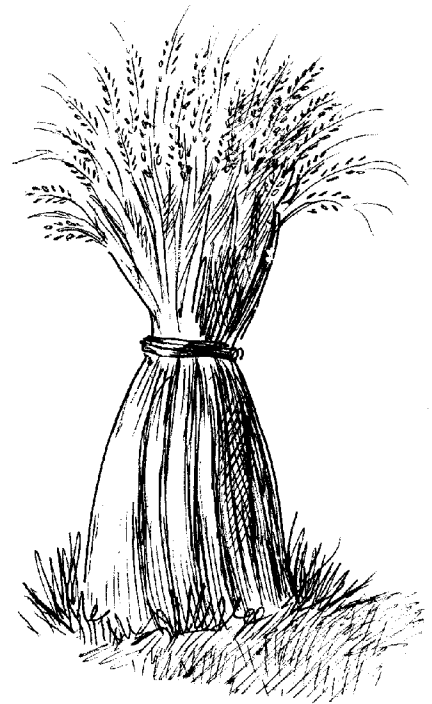
Word Study

Sheaf – Leviticus 23:11

First-fruits – Leviticus 23:10; I Corinthians 15:20

Wave – Leviticus 23:10

Accepted – Leviticus 23:11



Review Questions

- 1. When was the offering of the first-fruits performed in the temple?**
- 2. What did the children of Israel see as they journeyed towards Jerusalem to attend the Passover?**
- 3. What had to be done before the harvesting of the field could begin?**
- 4. When was the offering of the first-fruits presented?**
- 5. When was the Passover feast eaten?**
- 6. Describe this service.**
- 7. What did this service mean?**
- 8. Were the first-fruits burned? Why?**
- 9. Explain the antitype of the offering of the first-fruits.**
- 10. What can the gathering into the garner of ripened grain remind us of?**
- 11. With how much grain did the priest enter the temple?**
- 12. How many arose from the grave, when Jesus arose from the dead?**
- 13. Describe the resurrection day.**
- 14. Read the verses from Romans 8:29-30 and Ephesians 4:8 that tell about the risen saints.**
- 15. Explain more about this company.**

16. **How did heaven respond to Christ and His offering of first-fruits when He entered the heavenly courts?**
17. **What do the first three days of the Passover feast typify in the work of our Saviour?**
18. **What memorial service do we celebrate today to commemorate Christ's death and suffering?**
19. **Of what is every weekly Sabbath of the Lord a memorial?**
20. **What memorial has God left His church, as the antitype of the offering of the first-fruits?**
21. **Explain baptism.**
22. **Write out your memory verses.**

More Study

See the book *With Jesus in His Sanctuary*, by Leslie Hardinge.

Mark Your Bible

Write a summary of your study and then mark your Bible.

Share

Share at least once a week what you have learned.

Activity

Count the kernels of wheat on one head.

